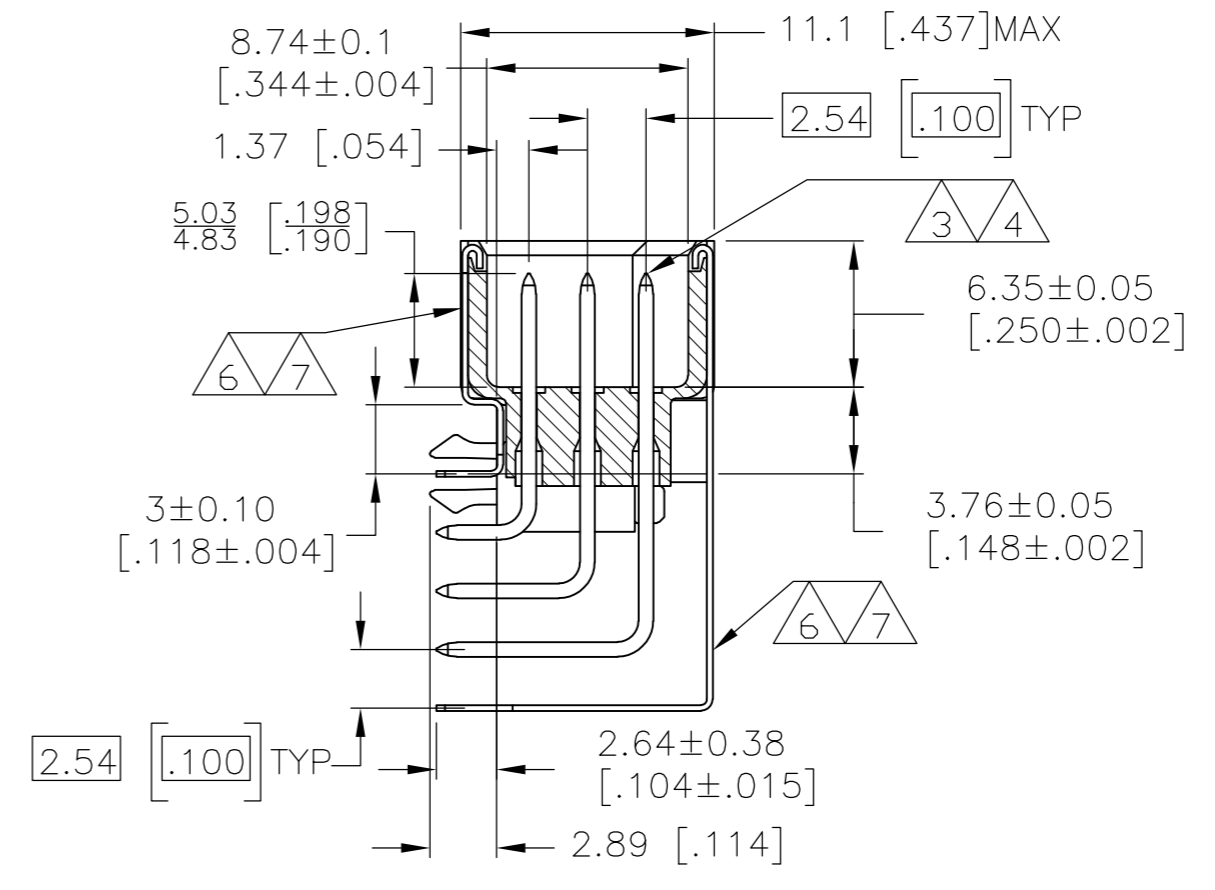
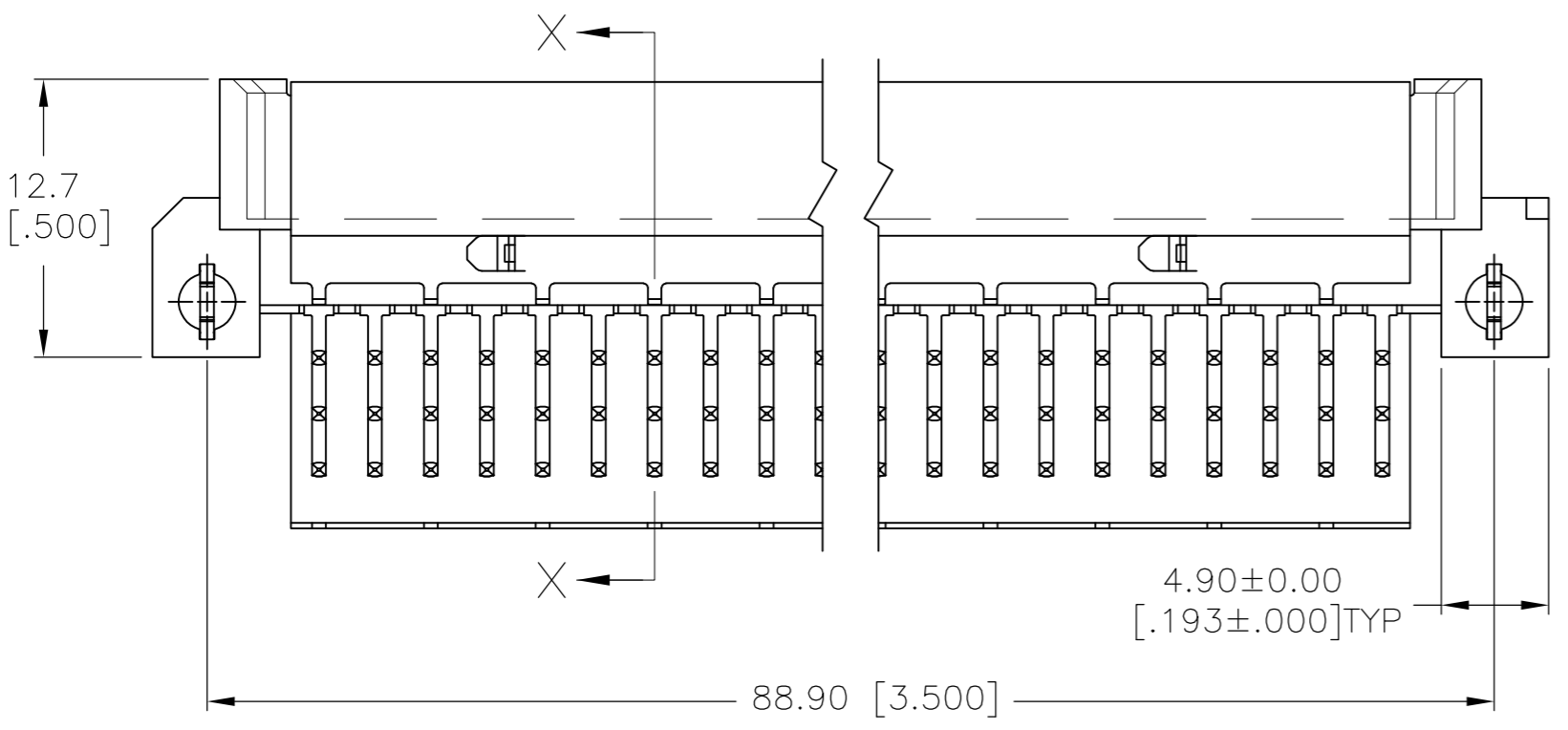
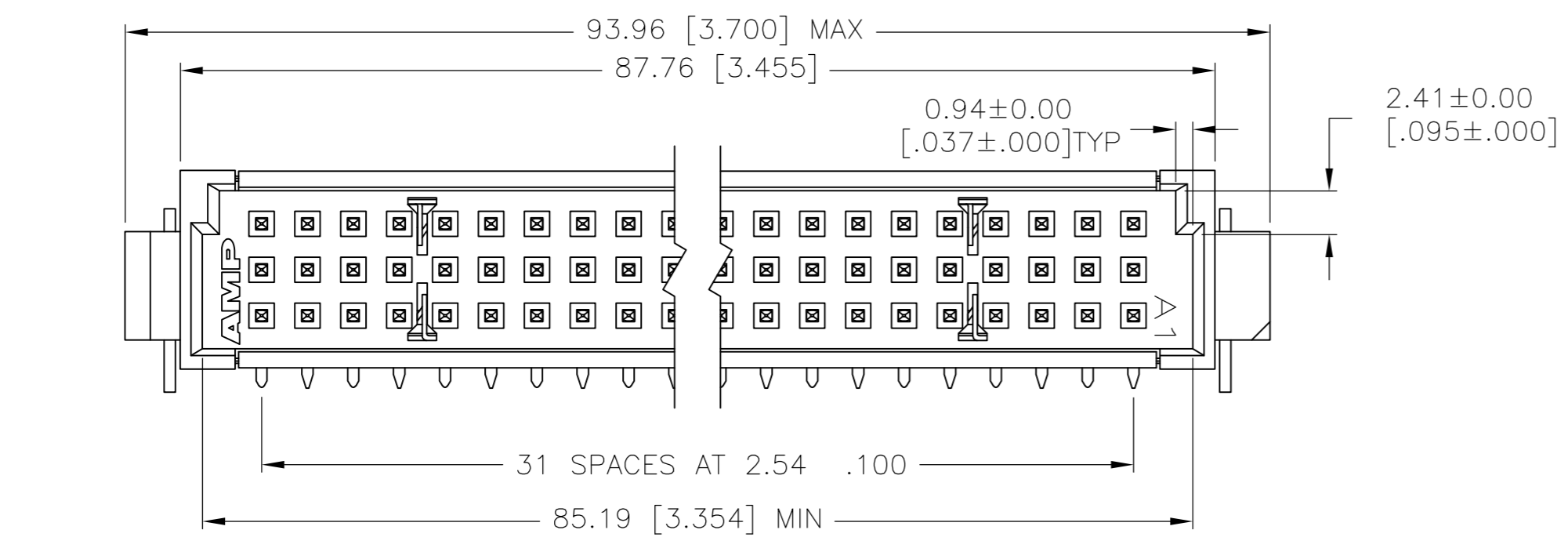


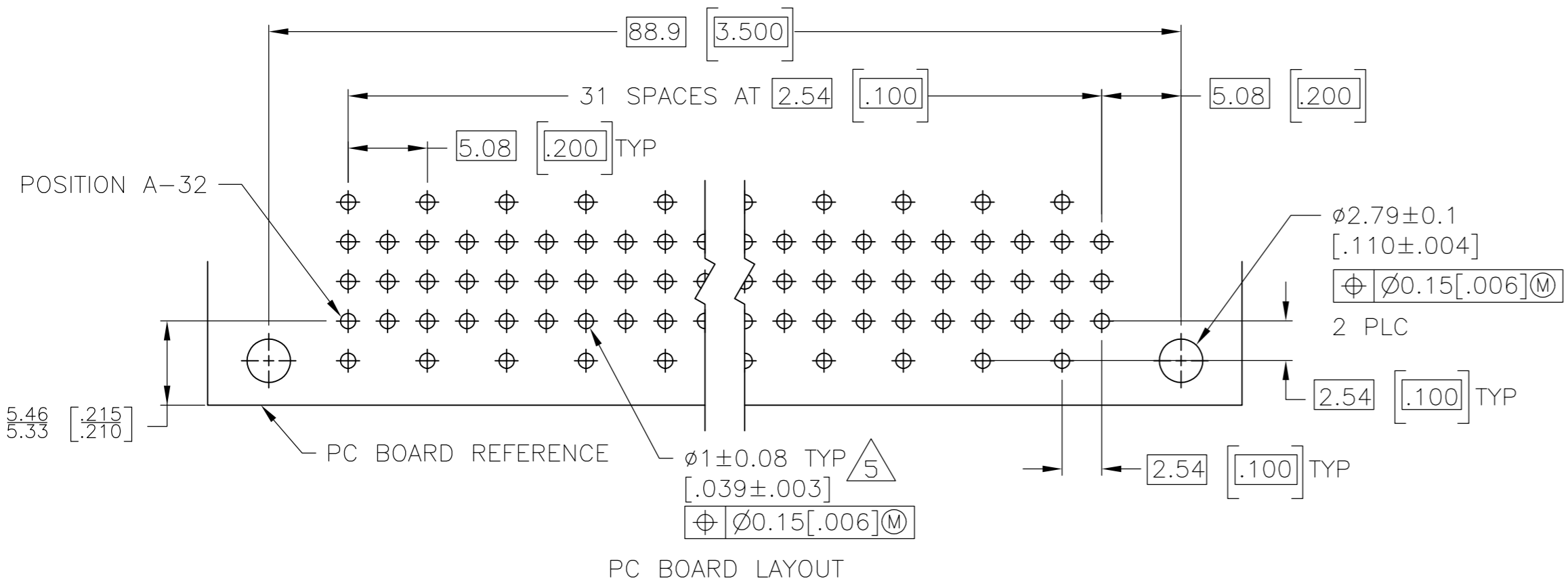
THIS DRAWING IS UNPUBLISHED. RELEASED FOR PUBLICATION
 © COPYRIGHT BY TYCO ELECTRONICS CORPORATION. ALL RIGHTS RESERVED.

| LOC | DIST | REVISIONS | | | | | |
|-----|------|-----------|-----|---------------------------|---------|-----|------|
| AD | 25 | P | LTR | DESCRIPTION | DATE | DWN | APVD |
| | | F | | REVISED PER ECO-07-007578 | 26APR07 | DH | DB |

- 1 HOUSING MATERIAL: HIGH TEMPERATURE, GLASS-FILLED POLYMER
COLOR: GRAY OR WHITE
- 2 POST AND GROUND PLATE MATERIAL: BRASS.
- 3 POST FINISH: DIN 41612 CLASS 2 IN CONTACT AREA.
TIN-LEAD PLATE ON POSTS.
- 4 POST FINISH: DIN 41612 CLASS 3 IN CONTACT AREA.
TIN-LEAD PLATE ON POSTS.
- 5 RECOMMENDED HOLE SIZE FOR MANUAL APPLICATION OF
CONNECTOR ONTO PC BOARD.
- 6 GROUND PLATE FINISH: DIN 41612 CLASS 2 IN CONTACT AREA.
TIN-LEAD PLATE ON POSTS.
- 7 GROUND PLATE FINISH: DIN 41612 CLASS 3 IN CONTACT AREA.
TIN-LEAD PLATE ON POSTS.
- 8 MOLD REVISION DATE CODE MOLDED IN THIS AREA.



SECTION X-X



PC BOARD LAYOUT

| | | |
|----------|--------|------------------|
| OBSOLETE | 4 7 | 536148-9 |
| | 3 6 | 536148-5 |
| | FINISH | ASSY PART NUMBER |

| | | | | |
|--|----------------------|----------------------------------|---|--|
| THIS DRAWING IS A CONTROLLED DOCUMENT. | | DWN L. BRINER 2/24/92 | tyco Electronics Tyco Electronics Corporation Harrisburg, PA 17105-3608 | |
| DIMENSIONS: mm [INCHES] | | CHK D.C. RUBENDALL 3/8/92 | | |
| TOLERANCES UNLESS OTHERWISE SPECIFIED: | | APVD D.C. RUBENDALL 3/8/92 | NAME | |
| 0 PLC ± - | | PRODUCT SPEC | PIN ASSEMBLY, ENHANCED EUROCARD WITH TWO EXTERNAL PLATES AND BOARD-LOCKS | |
| 1 PLC ± - | | APPLICATION SPEC | SIZE CAGE CODE DRAWING NO RESTRICTED TO | |
| 2 PLC ± - | | WEIGHT | A2 00779 C=536148 | |
| 3 PLC ± 0.13 [.005] | | CUSTOMER DRAWING | SCALE 3:1 SHEET 1 OF 1 REV F | |
| 4 PLC ± - | | | | |
| ANGLES ± - | | | | |
| MATERIAL HSG: 1 | FINISH POST: 3 4 | | | |
| POST: 2 | GROUND PLATE: 6 7 | | | |